

GX330XL Engine-Driven Welder/Generator

Processes

- Stick, Flux-Cored, MIG, TIG, Arc Gouging

Output

- 330A/28V/100%, Maximum Output
- 292A/31.7V/100%, DC Stick
- 330A/23.2V/100%, DC TIG
- 312A/29.6V/100%, DC Constant Voltage

AC Generator Power Output

- 1-Phase AC Power: 10 kW Continuous, 11.5 kW Peak

Modern Design with Advanced Features

The Red-D-Arc GX330XL welder/generator leads the way for the construction, maintenance, and service truck industries. Its modern design and advanced features allow this machine to streamline welding operations and improve efficiency at the job site. This low-decibel machine helps keep your work environment comfortable while still being able to perform every job.

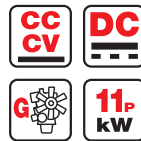
Compact Design

The GX330XL has a 20% smaller footprint and is 25% lighter than other machines in its class. It transports to the field with less bulk and less effort, leaving more room for other tools and accessories.

Smarter Machine

The digital user interface offers a suite of advanced technology that improves weld performance and productivity.

- Quick setup with Ready.Set.Weld® - intuitive push-and-turn digital controls for easy setup
- ArcFX™ Technology - instant graphical feedback on how weld settings affect the weld outcome
- CrossLinc® Technology - communicates voltage control to the welding power source through one common weld cable
- Chopper Technology® - provides easy starts, a smooth and consistent arc, and low spatter for optimal bead appearance



High Quality Operations

- Clean AC generator with 10 kW continuous, consistent power to operate sensitive electronics and to keep tools running
- Run generator power and weld at the same time, without interruption
- New engine-driven weld modes - downhill pipe, touch-start pulse TIG, and pulse spool gun
- Plenty of power at 330 A/28 V for 100% duty cycle to weld 1/4 in 7018 electrode
- Fine tune adjustments available on Hot start, arc force, and pinch controls

Quieter

- Up to 60% quieter than comparable machines to enhance operator safety and comfort

Other Features

- 25 HP Kohler OHV Command CH740 gasoline engine
- Roll cage (not pictured) for added protection
- Will operate with the Magnum PRO 250LX GT Spool Gun, the first direct connect spool gun in its class to provide a cost saving solution with no additional accessories required
- Digital display has maintenance screens which allow the machine to record engine hours and alert the user for proper service intervals

1-866-733-3272

Red-D-Arc
Welderrentals
reddarc.com

SMARTER MACHINE

CrossLinc® w/True Voltage Technology™ (TVT™) – Improve all aspects of your operation with CrossLinc technology and the TVT™ feature.

Safety

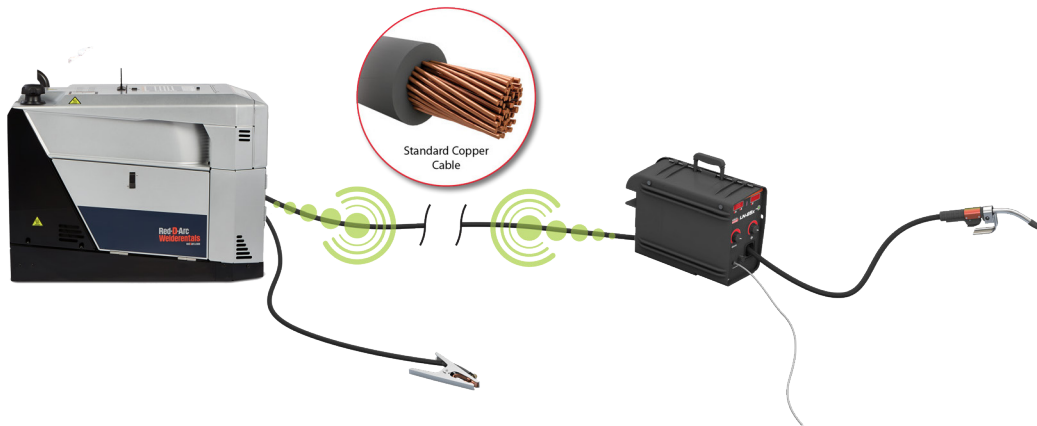
- Reduce jobsite clutter by removing cumbersome control cables
- Eliminate unnecessary movement of personnel across the jobsite
- No need to drag heavy control cables around the site

Quality

- Full output control at the arc results in the correct settings for every weld
- True Voltage Technology (TVT) feature accurately compensates for voltage drop across long cable runs

Productivity

- Setup faster with fewer cable connections
- Eliminate trips to the power source to make procedure adjustments
- Minimize rework with easy settings adjustments



Ready.Set.Weld® – Intuitive push-and-turn digital controls make setup a breeze



ArcFX™ Technology – Provides instant graphical feedback on how settings affect the weld outcome



Chopper Technology® – Provides easy starts, a smooth and consistent arc, and low spatter for optimal bead appearance



Optional Spool Gun – Magnum PRO® 250LX GT Spool Gun
The first direct connect spool gun in its class to provide a cost saving solution with no additional accessories required



1-866-733-3272

KEY CONTROLS


1. Amps
2. Fuel Gage
3. Weld Mode
4. Home Button
5. Local/Remote Button
6. Output
7. Advanced Weld Feature with ArcFX Technology
8. Ready.Set.Weld Parameters
9. Back Button
10. Help Button



11. Digital User Interface
12. Engine Choke Control
13. GFCI
14. 120/240 Volt AC Full kVA Receptacle
15. Output Studs
16. Front battery access for easy maintenance
17. Engine Start Switch
18. Scroll Knob
19. 240 Volt AC Receptacles
20. Ground Stud
21. 120 Volt AC Receptacles
22. Galvanized base to increase the life of the machine and prevent rusting



23. 6 pin connector for easy to connect remote control operations, or foot or hand amptrol
24. Circuit Breakers
25. 7 pin connector for the first in class direct connect spool gun



GX330XL Engine-Driven Welder/Generator

Machine Specifications

Product Number	Description	CC Rated Output Current/Voltage/Duty Cycle	CV Rated Output Current/Voltage/Duty Cycle	Generator AC Power ⁽²⁾⁽³⁾	HxWxD in (mm) (660 x 508 x 914)	Net Weight lb (kg)
K4783-1	330 Amp DC Multi-Process Arc Welder with Chopper Technology	DC Constant Current 330A/28V/100%	DC Constant Voltage ⁽¹⁾ 312A/29V/100%	11,500 Watts Peak		446 (202)
	11,500 Watts Peak AC Power	DC Pipe Current 330A/28V/100%		10,000 Watts Continuous 60 Hz 1-Phase		
	10,000 Watts Continuous AC Power	Touch Start TIG 330A/23.2V/100%		Full kVA Receptacle 42 A @ 240 V 40 A @ 120V ea Branch Circuit ⁽⁴⁾ Four 120 V Receptacles 20 A Total ⁽⁴⁾		

⁽¹⁾ DC constant voltage capability provides convenience and added safety when welding in electrically hazardous conditions.

⁽²⁾ When welding, available auxiliary power will be reduced. Output voltage is within ± 10% at all loads up to rated capacity.

⁽³⁾ 120 V will operate either 60 Hz or 50/60 Hz power tools, lights, etc.

⁽⁴⁾ Circuits cannot be wired in parallel to operate the same device.

Engine Specifications

Engine Model	Description	Horse Power and Displacement	Ignition	Capacities	Operating Speeds	Fuel Consumption
Kohler OHV ⁽⁵⁾ Command CH740 Gasoline	2 Cylinder, 4 Cycle, OHV, Air-Cooled Gasoline Engine Aluminum Alloy Block with Cast Iron Liners Electric Fuel Pump	25 HP @ 3,600 RPM 44.2 cu in (725 cc)	Electric Start, 12 V Group 99 Battery, 410 Cold Cranking Amps, Rotary Start Switch	FUEL: 11 Gals (41.6 liters) OIL: 2.0 Qts (1.9 liters)	FULL LOAD 3,600 RPM	1.6 Gals/Hr 6.1 liters/Hr
					HIGH IDLE 3,650 RPM	0.8 Gals/Hr 3.1 liters/Hr
					LOW IDLE 2,400 RPM	0.6 Gals/Hr 2.1 liters/Hr

⁽⁵⁾ Kohler warranty is 3 years.

Accessories

LN25 Wire Feeder	K428, K449
LN25 PRO-Extreme Wire Feeder	K2613, K2614
LN25X PRO-Extreme Wire Feeder	K4267, K4326
Active8 Wire Feeder	K2999-1
Activ8X Wire Feeder	K3519-1
Magnum PRO 250LX GT Spool Gun	K3569-2
Protective Frame	
Shop Undercarriage	



1-866-733-3272

Red-D-Arc
Welderrentals
reddarc.com